




# AVC Fume Hood Control System

*Award-winning  
Intuitive Software Streamlines Installation*



Manufactured in the USA.



The award-winning Accutrol AVC Fume Hood Control System with Insight software provides an unprecedented evolution in fume hood control technology. It significantly simplifies the start-up, operation and modification for VAV fume hoods. The Accutrol AVC Fume Hood Control System combines the award-winning design of the low pressure drop AccuValve® Airflow Control Valve with a “smart” fume hood display and a powerful and intuitive user interface. This innovative combination allows owners to easily set up and change the fume hood configuration without complicated manuals.

### Award-Winning Building Automation



The Accutrol AVC Fume Hood Control System – Winner of the 2016 AHR Innovation Award for Building Automation

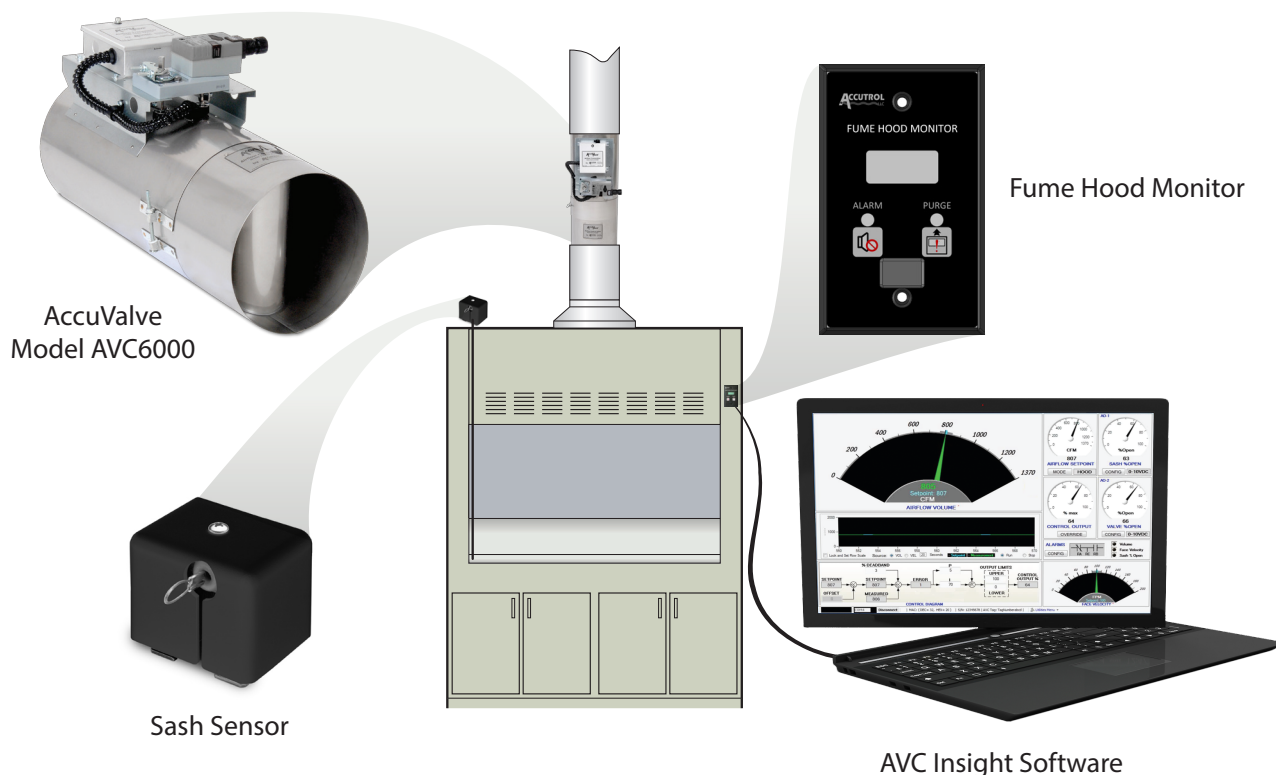
### Innovative Design

The fume hood control system is comprised of the revolutionary AccuValve with an integral airflow measurement and control system, which includes a “smart” display mounted on the front of the fume hood. This unique measurement and control system, referred to as ePI®, provides pressure-independent performance using sophisticated smart electronics rather than complex mechanical components in the air stream.

Our free AVC Insight software connects to the AccuValve AVC airflow control valve through a standard USB connection located on the fume hood display. This provides technicians with quick access to easily change configuration and set points as well as set alarm points.

A technician can set up their fume hood in as little as 8 minutes by simply moving from screen to screen and entering the information when prompted. The AVC Insight software eliminates the need for the complicated manuals of the past.

### The Accutrol AVC Fume Hood Control System



## Easy Configuration & Verification of Sash Positions

Variable Air Volume (VAV) fume hood types consisting of vertical sash, horizontal sash or combination sashes are easily configured through the intuitive Accutrol Insight software. This eliminates the need for complicated menu driven instructions. The Insight graphical user interface provides users with a diagram of the specific type of fume hood they are configuring and prompts the user to enter the pertinent sash dimensions. (See Figure 2, below.)

Once the sash configuration is complete, Insight prompts the user to open and close the sashes to perform a sash calibration. To verify that the sash calibration has been successfully completed, Insight provides a fume hood diagram showing the real-time vertical and horizontal sash positions. (See Figure 3, below.)

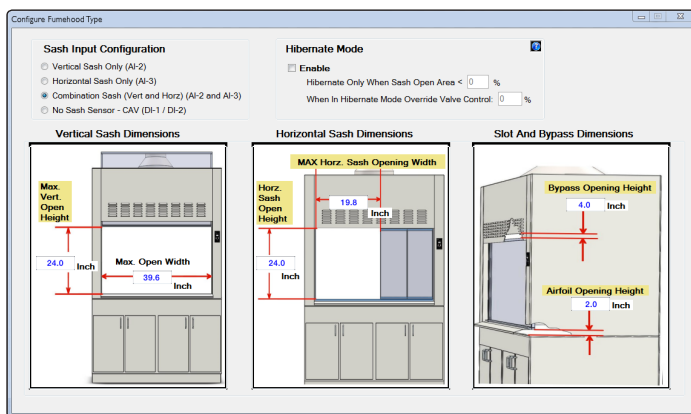
Insight employs this same intuitive graphical approach for all configuration parameters.

## Applications

- University research and development
- Life science
- Pharmaceutical
- Biotech
- Healthcare laboratories
- Secondary school laboratories
- Retrofit applications

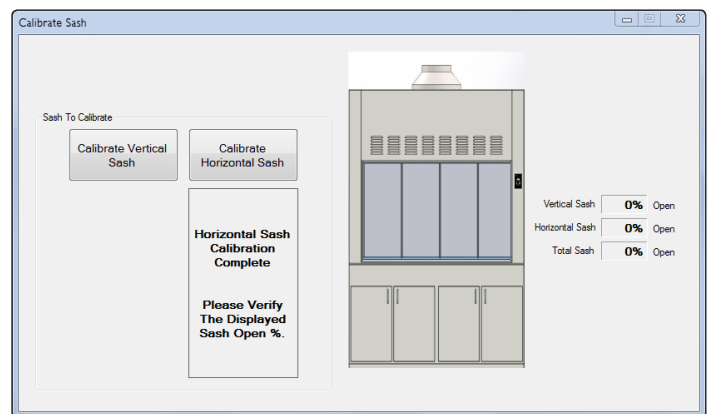
## Features & Benefits

- Integral operation with low pressure drop AccuValve®
- Visual/Audible indication with Flow, Alarm and Purge
- Provides text alarm messages on display
- Purge set point is programmable
- Up to 4 user-defined setback sequences
- Optimized energy savings
- Simple installation and wiring
- Simplified set-up (no menus)
- Intuitive graphical user interface using our Insight software



**Figure 2**

Vertical, horizontal or combination sashes are easily configured through the intuitive Accutrol Insight software.



**Figure 3**

To verify sash calibration, Insight provides a fume hood diagram showing the real-time vertical and horizontal sash positions.

## Unmatched Value

The Accutrol AVC Fume Hood Control System is designed with the owner in mind. Unlike other complicated fume hood control systems that are difficult to set up, maintain and change, our system provides you with a simple, intuitive and sustainable product for your most critical airflow control applications.

The Accutrol AVC Fume Hood Control System provides:

- Precise, sustainable low energy airflow control
- Lowers cost of ownership – from installation through lifetime operation
- Improved safety and ease of use for laboratory staff
- Native BACnet® for industry standard protocol

## Specifications

### ACCUVALVE MODEL AVC

Reference AVC Specification Sheet

### FUME HOOD DISPLAY

Display	Back-lit, 2-line 1" (25mm) LCD Display
Display Mounting	Mounts to single-gang electrical box, min. depth: 1-7/8" (47.6mm)
Power Requirements	100mA (supplied through connection to AVC Airflow Control Valve)
Face Plate	Anodized aluminum with antimicrobial pressure sensitive overlay
Dimensions	2.79"W x 4.57"H (70.9mm x 116.1mm)
Connectivity	RJ45 cable connection to AVC Airflow Control Valve
Alarm Conditions	Low Face Velocity, High Face Velocity, Face Velocity Deviation, Low Volume, High Volume, Volume Deviation (field-configurable)



### Additional Reference for the AVC Fume Hood Control System

*AVC Fume Hood Control System Video  
White Paper, June 2015 – Demystifying Fume Hood  
Control Systems*

For a free live demonstration at your facility  
please contact us at  
[demo@accutrolllc.com](mailto:demo@accutrolllc.com).

Your representative is:

